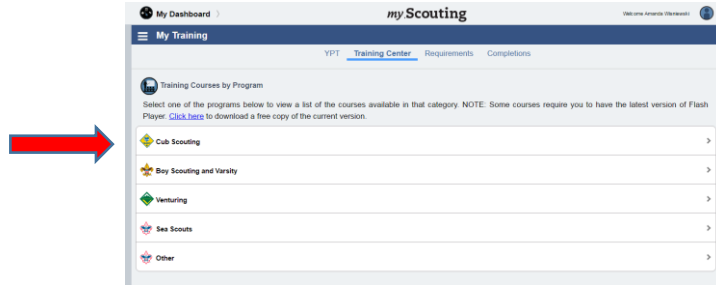
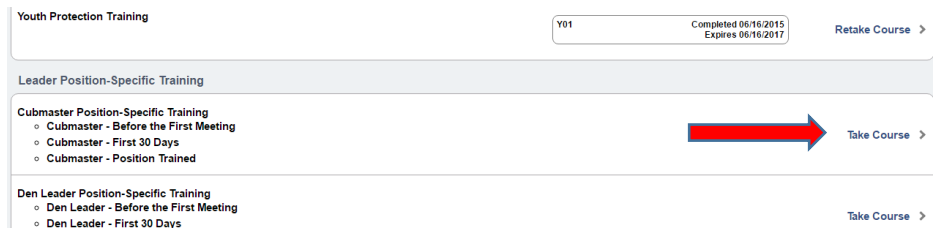


How to Get Training Online

1. Log in to your account on <https://my.scouting.org/>
 - Note: you will need the latest version of Google Chrome, Mozilla Firefox, or Internet Explorer for the site to work properly.
2. From the drop down Menu (upper left corner) select the “My Dashboard” tab
3. From the Dashboard you can take, or re-take, Youth Protection Training by clicking the “Retake Course” button to the right of the course name
4. For program specific training: click on the “Training Center” button at the top middle of the dashboard page
5. Click on the program area you wish to take training for



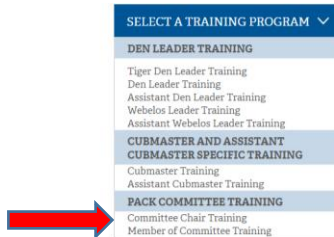
6. Click on the course you want to take and your page will be directed to the Scouting U learning center website



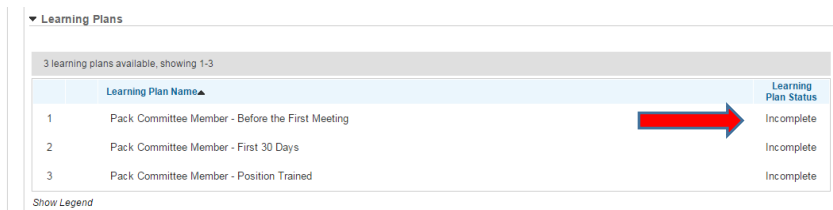
7. On this page, click the program area you wish to get training for



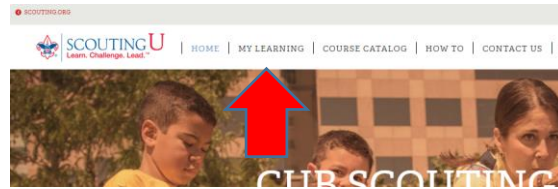
8. Scroll down on this page and you will see a drop down menu labeled “Select a Training Program”
9. Click on the training program you wish to take



10. This will take you to the “Learning Plans” tab. From here, you will have to hover your cursor over the learning plan name you want to select. A green plus symbol should appear, click on it to select that learning plan. Clicking on the plus symbol will add this course to your learning plan.



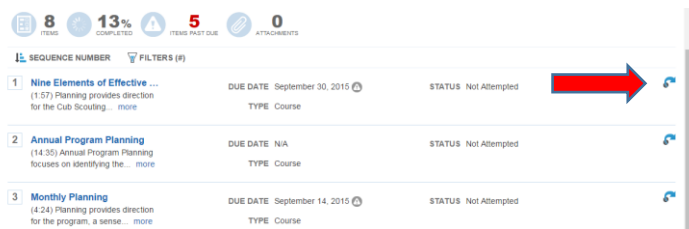
11. Once you've added all the courses you wish to take, scroll up to the top of the page and click on the "My Learning" button



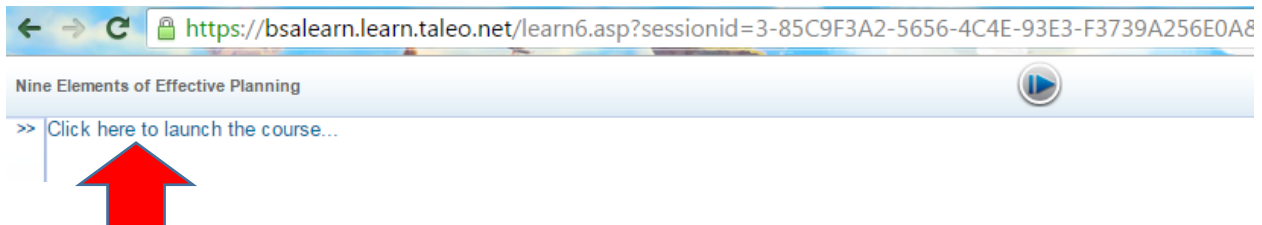
12. From the My Learning page, click on the course name you wish to take right now



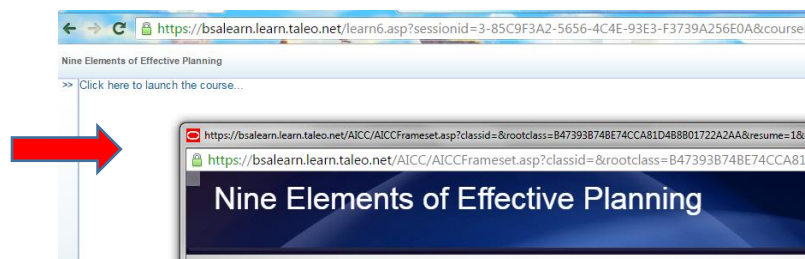
13. A list of the modules for the training course you chose will appear in sequence. To launch the module, click on the blue arrow on the right side



14. This will take you to what seems like a blank page. On the upper right corner, you will need to click on the text "Click here to launch the course..."
- Note: if you have a pop-up blocker activated, you will need to modify it in your settings to have it deactivated for this website



15. A pop-up of the training module should appear and automatically start the training. From here, follow the instructions on the video.



16. After you've completed the module, you can return to the My Learning page and launch the next module. You will need to complete all the modules listed to complete that course.
- Note: You do not need to complete all the modules in one sitting if you do not have the time. You can always re-visit the BSA LearnCenter to complete the course at a later date.